

# wasteflo

**The clean and simple way to remove waste water.**

Wasteflo products provide a simple solution for waste water removal in a variety of environments.



**Clean and simple waste water removal**

# clean and simple waste water removal

Where a connection using gravity to the main soil/waste pipe is not possible Wasteflo can help...

Wasteflo offers a range of waste water removal products that allow you to create a bathroom, wet room, kitchen or utility room anywhere in your home or commercial building. The range consists of Macerators, Lifting Station and a Condensate Pump. All products are designed to be compact, quiet and simple to install.

## When do you need a Macerator or a Lifting Station?

A Macerator or Lifting Station enables the installation of a new kitchen, bathroom or utility room in any situation where it is either impractical or impossible to install conventional gravity based soil and waste discharge pipework.

### Macerator

Super slim wasteflo macerators fit neatly behind the WC. They automatically reduce waste to a liquid form and pump it away to the soil pipe.



### Lifting station

Effectively lifts waste water where gravity flow is insufficient allowing a shower room, kitchen or utility room to be added where the new facility would be lower than the main drain.

## What is a boiler condensate removal pump?

Condensate pumps are used to pump away the residue water produced by a boiler, making them a clean and easy solution.

### Condensate pumps

Feature a tank in which the condensate accumulates and once enough liquid has collected raises a float switch which activates the pump. The highly efficient and compact wasteflo boiler condensate pump offers unsurpassed performance and is ideal for larger domestic and commercial gas or oil fired condensing boilers.



Full technical data sheets are available to download:  
[www.stuart-turner.co.uk](http://www.stuart-turner.co.uk)

For further advice on selecting the correct pump call:

**pumpassist**

HELPLINE +44 (0) 800 31 969 80

# wasteflo

**Create a bathroom, kitchen or utility room anywhere with the Wasteflo range of macerators and a lifting station.**

All designed with an innovative removable watertight cassette system which houses the electrical and mechanical components. This cassette system allows clean and easy access without having to remove any pipework or the appliance when servicing or maintaining the unit. Their slimline design and low noise levels mean that Wasteflo products can be located anywhere, even in places such as bedrooms, loft spaces, stairwells, cellars and within kitchen or bathroom furniture.

Wasteflo products provide washroom solutions for a variety of environments.

Featuring a slimline design, Wasteflo products are easy to install and supplied with a multi purpose adaptor allowing the unit to connect to existing pipework.

Bathroom  
En-suite  
Cloakroom  
Kitchen  
Utility room

**Clean and simple waste water removal**

## Features and benefits

### Performance

- Pump up to 7 m vertically or 72 m horizontally
- Flow rates up to 120 litres/minute
- Connects to 32, 28 and 22 mm outlet
- Powerful 500 watt motor
- Quiet operation

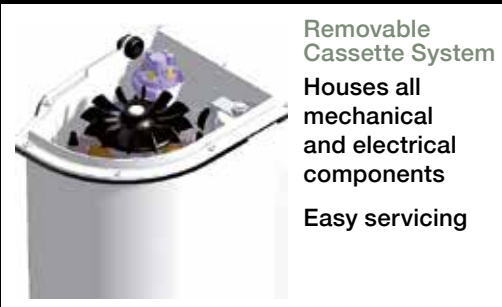
### Quality

- ISO 9001:2015
- BS EN 60335 compliant
- BS EN 12050 -3 compliant
- CE compliant
- LGA tested


### Reliability

- 2 year guarantee
- Durable high gloss polypropylene
- Easy access & servicing - No need to remove the appliance
- Service kit available

Wasteflo products are supplied pre-wired for ease of installation.



**Removable Cassette System**  
Houses all mechanical and electrical components  
Easy servicing



**Helical Blade**  
Designed to efficiently remove waste water



**Adjustable WC Pan Connector**  
Rotating height adjustment to suit WC +/- 16 mm  
Easy installation



**Standard Plumbing Connections**  
Ease of installation  
Easy maintenance



**Non Return Valves on Horizontal Inlets**  
Avoids need for a separate trap



**32 / 28 / 22 mm outlet with Non-return Valve**  
Flexible connection options



Full technical data sheets are available to download:  
[www.stuart-turner.co.uk](http://www.stuart-turner.co.uk)

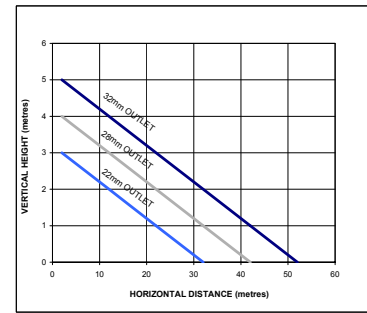


## Wasteflo WC 1 Macerator

All Wasteflo Macerators are designed to be super slim in design allowing them to fit neatly behind any WC.

WC 1 is ideal for converting any area into a simple toilet.

Part No	Model
46626	WC 1



## Wasteflo WC 2 Macerator

WC 2 allows you to convert any area into a simple cloakroom with a toilet and a basin.

Part No	Model
46575	WC 2



## Wasteflo WC 3 Macerator

WC 3 is the ideal choice for transforming any area into a complete bathroom or en-suite, with a toilet, basin, shower and even a bidet.

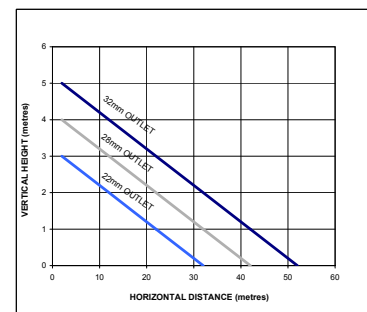
Part No	Model
46576	WC 3



## Wasteflo WC 4 Macerator

Super slim, compact and easy to conceal. The WC 4C is designed for use with a wall hung or back to wall toilet pan and allows you to hide the unit out of sight. Ideal for transforming any area into a complete bathroom or en-suite, with a toilet, basin, shower and even a bidet.

Part No	Model
46653	WC 4C




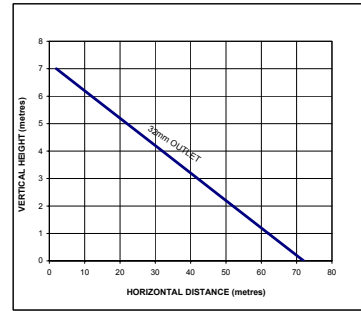
# macerators and lifting station



## Wasteflo LS 5 Lifting Station

Allows you to create a shower room, kitchen or utility room anywhere. A bath, shower, basin, sink, washing machine and dishwasher can all be connected.

Part No	Model
46577	LS 5



## Removable cassette system

This innovative cassette system allows clean and easy access without having to remove any pipework or the appliance when servicing or maintaining the unit.

For application guidance please see pages 30-31

Full technical data sheets are available to download:  
[www.stuart-turner.co.uk](http://www.stuart-turner.co.uk)

For further advice on selecting the correct pump call:

**pumpassist**

HELPLINE +44 (0) 800 31 969 80

# wasteflo

Where access to an external drain is not possible under gravity, Wasteflo's boiler condensate pump offers the perfect solution to quietly and efficiently remove acidic condensate.

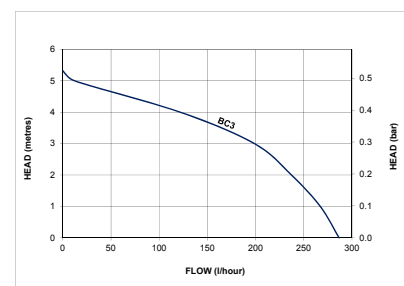
Designed to quietly and efficiently remove acidic residue water from a condensing boiler where access to an external vent pipe is not possible. The compact Wasteflo Boiler Condensate Pump is supplied with a high capacity 2 litre tank and is suitable for use with any gas or oil fired condensing boiler system.



## Wasteflo **Boiler Condensate Pump**

Compact yet highly efficient, the Wasteflo Boiler Condensate Pump will move up to 288 litres per hour and up to 5 m head. The pump offers three inlets and one (6 or 10 mm) outlet and is the ideal solution for many domestic and commercial applications.

Part No	Model
46663	BC 3



**Clean and simple waste water removal**

# boiler condensate pump

wasteflo

## Features and benefits

### Performance

- Extracts up to 288 litres per hour
- Pumps up to 5 m head
- High capacity 2 litre tank
- Extremely quiet operation
- No commissioning required

### Quality

- ISO 9001:2015
- BS EN 60335 compliant
- CE compliant

### Reliability

- 2 year guarantee
- Easy access tank
- Safety cut-out float switch
- Secure non-return outlet valve
- Built-in spirit level

Wasteflo products are supplied pre-wired for ease of installation.



Easy access,  
high capacity  
tank

Easy servicing



Secure non  
return outlet  
valve

Prevents  
condensate and  
odour flowing  
back to the pump



Built-in spirit  
level

Easy installation

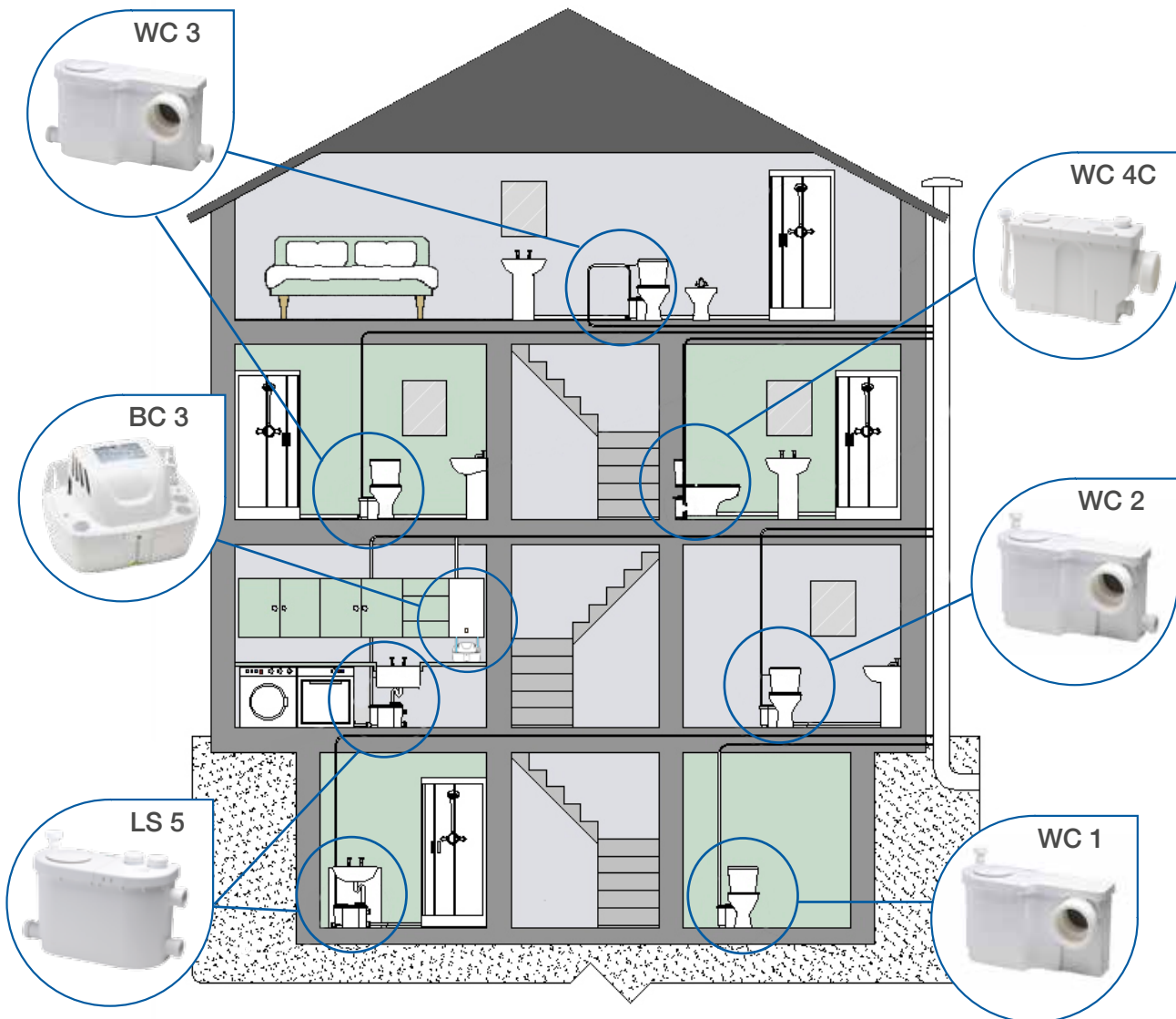
The Wasteflo boiler condensate pump is supplied with 6 m discharge tube, outlet adaptor, fixing kit and 2 m power cable pre-wired for ease of installation.

Full technical data sheets are available to download:  
[www.stuart-turner.co.uk](http://www.stuart-turner.co.uk)





Create a bathroom, kitchen or utility room anywhere with Wasteflo.



These diagrams are intended for general guidance only and individual site conditions will vary.



# Application guide

"wasteflo macerators are so quiet, they can be located anywhere, even in a bedroom, loft space or stairwell."

The Wasteflo range of macerators and lifting station are immensely versatile and offer a range of options to ensure that from just five models you can efficiently remove wastewater from your property. Cleanly, quietly and simply.

DESCRIPTION	WC 1	WC 2	WC 3	WC 4C	LS 5	BC 3
Toilet	●	●	●	●		
Back to wall toilet				●		
Wall hung toilet				●		
Basin		●	●	●	●	
Shower			●	●	●	
Bath					●	
Bidet			●	●		
Kitchen sink					●	
Washing machine					●	
Dishwasher					●	
Condensing boiler						●

For further advice or technical assistance please contact our PumpAssist team.

Full technical data sheets are available to download:  
[www.stuart-turner.co.uk](http://www.stuart-turner.co.uk)

For further advice on selecting the correct pump call:

**pumpassist**  
 HELPLINE +44 (0) 800 31 969 80