

RADAR Brand relay is an unique level control switch applying the change in the weight of two sinkers in water and on air. The relay, designed for pumping and draining, automatically controls the water pump unit by cutting-in and cutting-off in harmony with the changes in water level.

CHARACTERISTICS

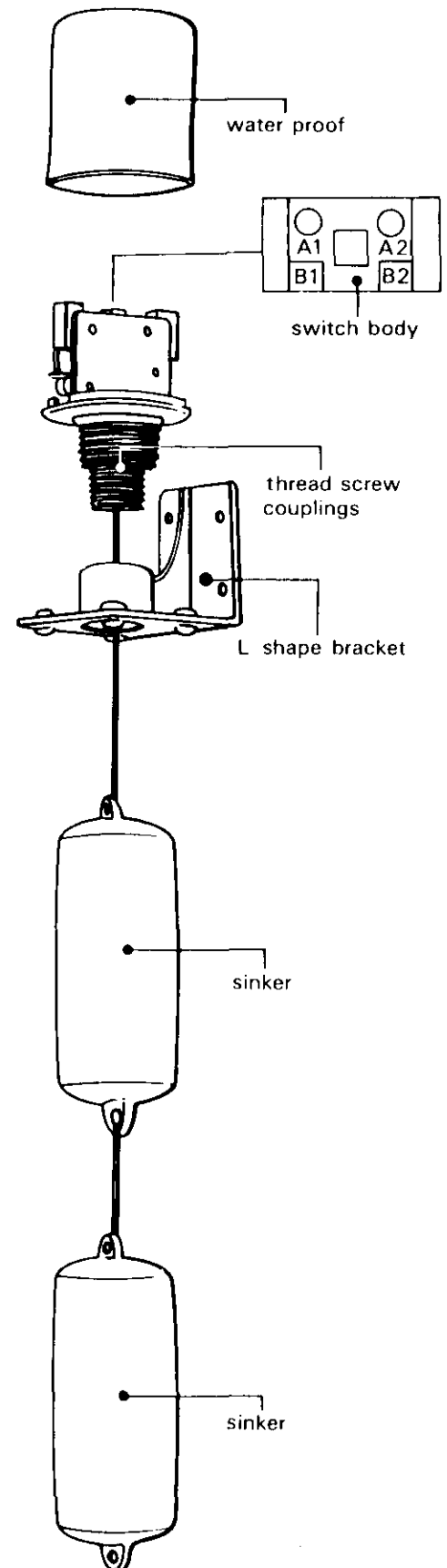
- Multi-way mounting devise:
 - a. Relay box is provided with 2 sizes of thrusting adaptor for mounting directly on either 3/4" or 1" pipe thread screw couplings.
 - b. "L" shape bracket as provided is for mounting directly on tank wall either horizontally or vertically.
- Relay box is perfectly seal up to protect the switch from dust and moisture, ensuring a lasting performance of switch unit.
- The solid sinkers maintain steady equilibrium in water to assure precise switch control.
- Relay unit is designed for pumping or draining control. Use terminal A for pumping and B for draining.

SPECIFICATIONS

- Rating: 220V 7.5A AC
- Rating: 110V 15A AC
- No. of Poles: Single pole double -throw
- Mechanical Life: 1 million snaps
- Control Range: 0.18 - 5 meters
- Tank Pressure: 1 atmosphere

MOUNTING

1. To mount relay unit horizontally on top of tank, provide a hole large enough for the hanging rope to move freely. When mounting vertically on inside wall of tank, provide enough distance between the wall and the sinkers. Relay unit must be secured firmly on tank.
2. Link 2 sinkers with the attached rope. Control range is adjustable between center of the upper sinker and the center of the lower sinker according to desired controlling level.



CONNECTION

Take off the terminal cover.

- 1) For feed water operation, connect as Fig. 1.
- 2) For drainage operation, disconnect the wire going to Terminal A and reconnect it to Terminal B.
- 3) For feed water with racing preventor, connect as Fig. 2.

External connection Diagram

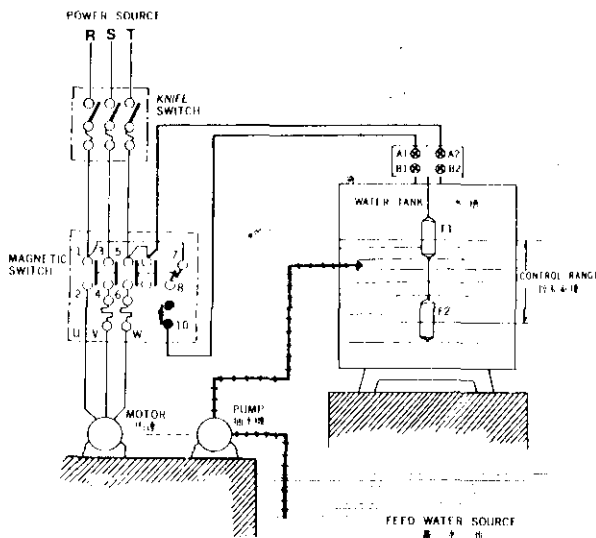


Fig. 1

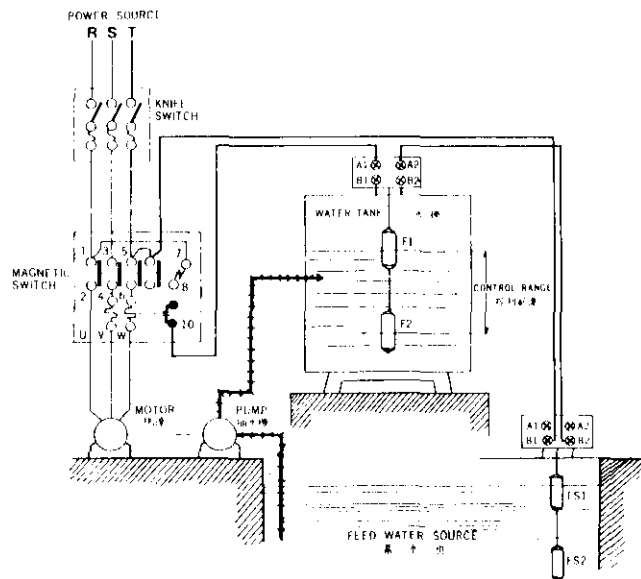


Fig. 2.

(1) Feed water operation:

The pump will stop when the water level reaches the center of upper sinker F1 and will start when the water level falls below the center of lower sinker F2.

(2) Drainage operation: Read the above sentence. Reverse stop with start and start with stop.

(3) For feed water with racing preventor:

- i) The relay in a water tank operate as (1).
- ii) At the relay in a feed water source, the pump will stop and give an alarm when the water level falls below the center of lower sinker Fs2. Operation will return to normal when the water level reaches the center of upper sinker Fs1.

