



PressureWave™ Series

Multi-purpose pressure tanks

Features

- Diaphragm design
- Patented stainless steel water connection
- Virgin polypropylene liner
- Reinforced connection plate on inline models 8L and up
- Two-part polyurethane primed paint finish
- Leak-free O-ring sealed air valve
- Replaceable tank base / tank feet / pump stand
- Comprehensive testing
- Maintenance-free



Certifications may vary by model. Check with your GWS sales representative for more detailed information

PressureWave™ tanks are ideally suited for a wide range of applications, including booster systems, thermal expansion, irrigation systems, and hydraulic hammer arresting. The PressureWave Series is constructed of a virgin polypropylene liner combined with an FDA compliant high-grade butyl diaphragm. This is held against the wall of the tank with a steel clench ring. The brass air valve, sealed by a threaded O-ring valve cap, prevents air leaks. Water enters the tank through a patented stainless-steel water connection. The diaphragm and liner are both reinforced in specific wear areas for longer life. All internal parts including the air valve are rounded to prevent piercing of the diaphragm in extreme conditions. The water connection uniquely provides a dual water/air seal ensuring a complete leak-free and maintenance-free pressure tank.

On the exterior the almond-colored dual layer polyurethane paint finish provides hundreds of hours of UV and salt spray protection.

PressureWave tanks are quality tested at several stages on the production line to ensure the structural integrity of every tank.

PressureWave tanks represent the best value for the investment and are the best quality pressure vessels available today.

Construction of PressureWave™ tank

1. Leak free, O-ring sealed air valve cap
2. Diaphragm design
3. Dual layer polyurethane paint finish
4. Reinforced engineered thermoplastic pump stand and feet
5. Virgin polypropylene liner
6. Patented stainless steel water connection
7. Carbon steel tank shell



Where Water Gets Better

Models

Model Number		Connection	Nominal Volume		Dimensions (mm)			Gross Weight [kg]
BSP	NPT		Liters	Gallons	A	B	C	
Inline								
PWB-2LX *	PWN-2LX *	1" BSPT / 1" NPT	2	0.5	208	126	-	13.8
PWB-3LX **	PWN-3LX **	1" BSPT / 1" NPT	3	0.8	243	143	-	9.1
PWB-4LX	PWN-4LX	1" BSPT / 1" NPT	4	1.1	261	162	-	1.8
PWB-6LX ***	PWN-6LX ***	1" BSPT / 1" NPT	6	1.6	290	178	-	8.1
PWB-8LX	PWN-8LX	1" BSPT / 1" NPT	8	2.1	314	202	-	2.5
PWB-12LX	PWN-12LX	1" BSPT / 1" NPT	12	3.2	367	230	-	3.3
PWB-18LX	PWN-18LX	1" BSPT / 1" NPT	18	4.8	367	279	-	4.2
PWB-24LX	PWN-24LX	1" BSPT / 1" NPT	24	6.3	447	290	-	5.6
PWB-35LX	PWN-35LX	1" BSPT / 1" NPT	35	9.2	483	318	-	7.4
Horizontal								
PWB-8LH	PWN-8LH	1" BSPT / 1" NPT	8	2.1	312	231	115	2.9
PWB-12LH	PWN-12LH	1" BSPT / 1" NPT	12	3.2	376	260	133	3.6
PWB-20LH	PWN-20LH	1" BSPT / 1" NPT	20	5.3	447	292	145	5.1
PWB-24LH	PWN-24LH	1" BSPT / 1" NPT	24	6.3	447	321	161	6.1
PWB-35LH	PWN-35LH	1" BSPT / 1" NPT	35	9.2	481	353	179	8.0
PWB-60LH	PWN-60LH	1" BSPT / 1" NPT	60	15.8	530	423	214	11.7
PWB-80LH	PWN-80LH	1" BSPT / 1" NPT	80	21.1	726	424	214	16.5
PWB-100LH	PWN-100LH	1" BSPT / 1" NPT	100	26.4	720	475	245	20.2
Vertical								
PWB-35LV	PWN-35LV	1" BSPP / 1" NPT	35	9.2	556	318	65	7.9
PWB-60LV	PWN-60LV	1" BSPP / 1" NPT	60	15.8	619	389	63	11.5
PWB-80LV	PWN-80LV	1" BSPP / 1" NPT	80	21.5	815	389	63	16.6
PWB-100LV	PWN-100LV	1" BSPP / 1" NPT	100	26.4	805	430	59	20.1
PWB-130LV	PWN-130LV	1" BSPP / 1" NPT	130	34.3	1073	430	60	27.2
PWB-150LV	PWN-150LV	1" BSPP / 1" NPT	150	39.6	938	530	66	35.3

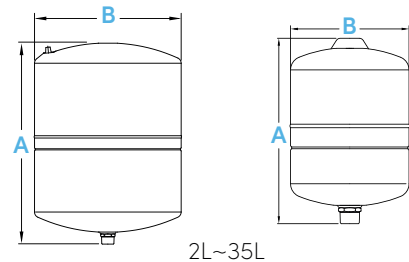
* PWB-2LX and PWN-2LX: 12 pcs/box

** PWB-3LX and PWN-3LX: 6 pcs/box

*** PWB-6LX and PWN-6LX: 4 pcs/box

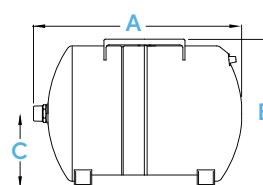
Note: Minor dimensional variations may occur.

Inline Models



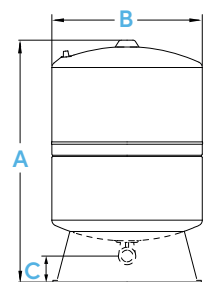
2L~35L

Horizontal Models



8L~100L

Vertical Models



35L~150L

Specifications

Product Series Name	PressureWave™
Nominal Volumes	2 - 150 L / 0.5 - 39.6 gal
Min. Operating Temperature	-10°C / 14°F (Avoid Freezing)
Max. Operating Temperature	90°C / 194°F
Max. Operating Pressure	10 bar 150 psi (Available in 16 and 25 bar as Max and UltraMax series)
Factory Pre-charge	1.9 bar 28 psi