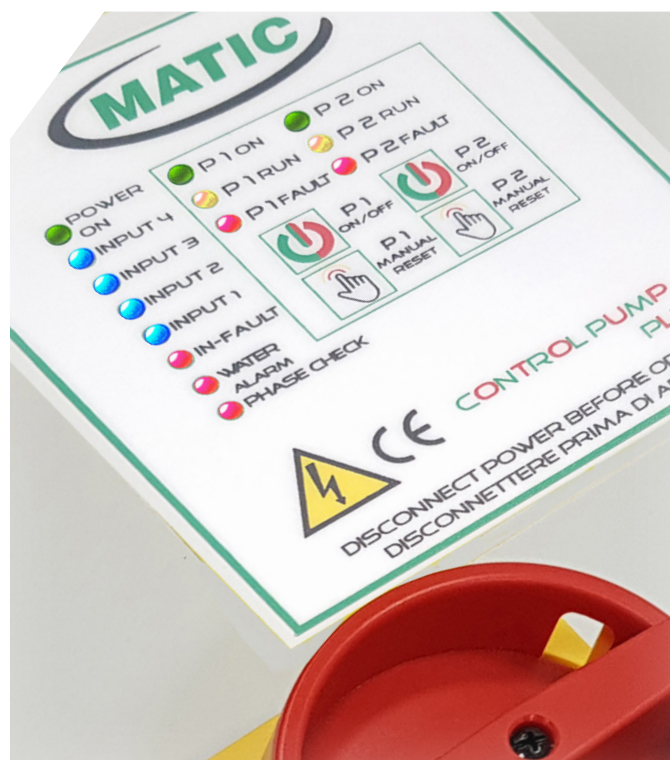


CONTROL PUMP PLUS

UN QUADRO UNICO
PER TUTTE LE FUNZIONI
A SINGLE CONTROL
PANEL FOR ALL FUNCTIONS

USO AUTOCLAVE - SOMMERSA - DRENAGGIO - BOOSTER - SUBMERSIBLE - DRAINAGE

- Alimentazione MULTI TENSIONE 400V a.c. TRIFASE & 240V a.c. MONOFASE con un unico quadro
- Comando di 1 & 2 pompe MONOFASE & TRIFASE MAX 15 AMPERE
- Sezionatore Blocco porta e Fusibili sulla linea di alimentazione del quadro
- 19 diverse funzioni, settabili secondo le esigenze d'impianto.
- Regolazione della sensibilità del circuito SONDE
- Funzione di scambio pompe, integrata
- Funzione pompa di soccorso, integrata
- Funzione di sblocco rotore integrata (solo su IMPOSTAZIONE DRENAGGIO 1 & 2 POMPE)
- Funzione Automatico/Manuale
- Controllo sequenza e presenza fasi integrata (solo su IMPOSTAZIONE TRIFASE)
- Controllo funzionamento sequenza d'intervento dei regolatori di livello o pressostati o sonde, integrato
- Buzzer interno ESCLUDIBILE
- Protezione AMPEROMETRICA dei motori, regolabile
- Uscita a relè per comando allarme esterno
- MULTIVOLTAGE 400V a.c. THREEPHASE & 240V a.c. SINGLE PHASE all in one Panel
- THREEPHASE & SINGLE PHASE, 1&2 PUMPS direct control Max 15A all with one Panel
- General Door Lock disconnecting switch
- Fuses on the power supply line
- 19 different functions settable according to the plant
- Settable probe sensibility circuit
- Pump exchanger function
- Master & Slave function
- Anti Rotor Blocking function (only on Drainage 1&2 Pumps Set function)
- Auto/Manual function
- Presence and Sequence 3 PHASES CHECK control
- Floats and Pressure switches sequences check control
- Internal excludible alarm BUZZER
- Adjustable AMPEROMETRIC protection
- Relay output for a remote Alarm



CODIFICAZIONE
D B C P

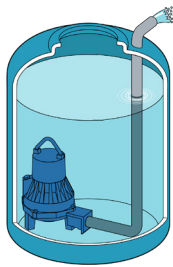
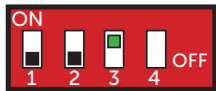


MULTI TENSIONE	CARICO LOAD	IP
240V A.C. MONOFASE/SINGLE PHASE 2,5kW circa 400 V A.C. TRIFASE/THREE PHASE 7,5 kW circa	1 & 2 POMPE MAX 15 A ogniuna/ each one	55

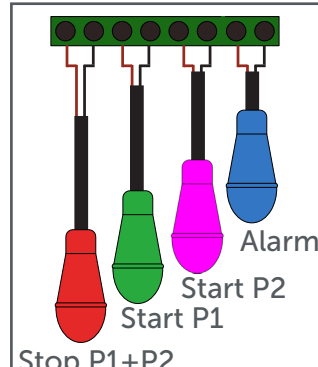
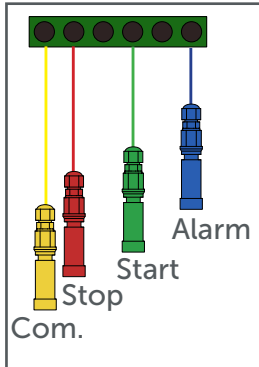
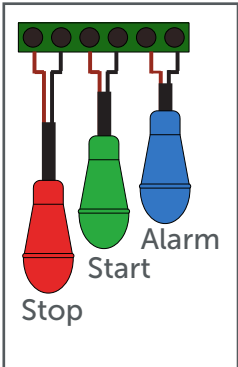
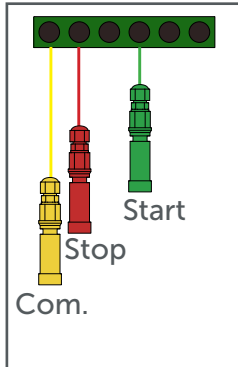
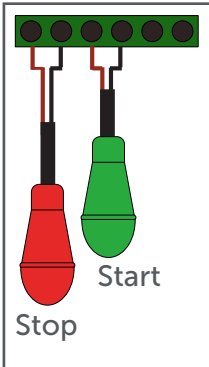
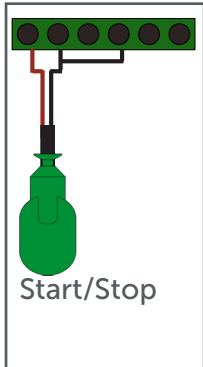

INSTALLAZIONE TUTTO IN 1 / INSTALLATION ALL IN 1

DRENAGGIO DRAINAGE

1 PUMP

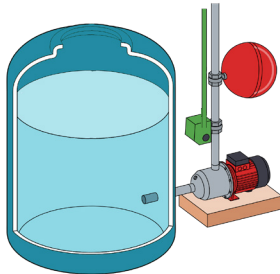


2 PUMPS

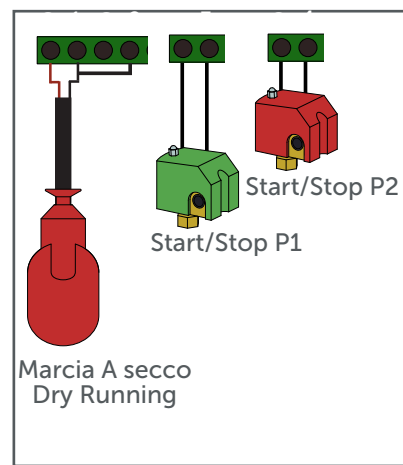
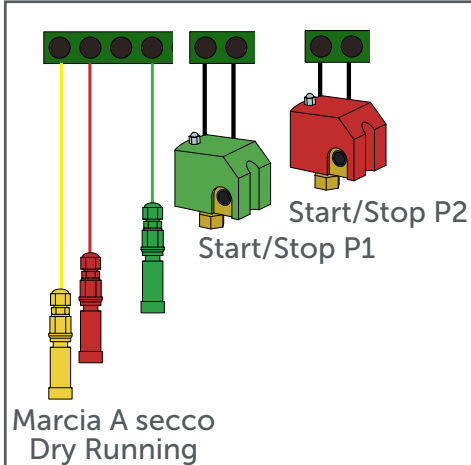
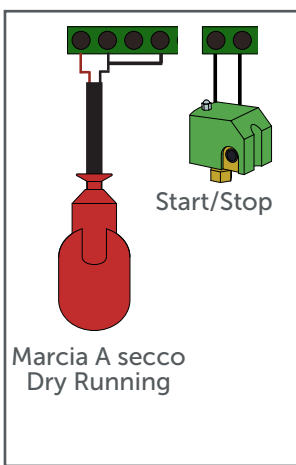
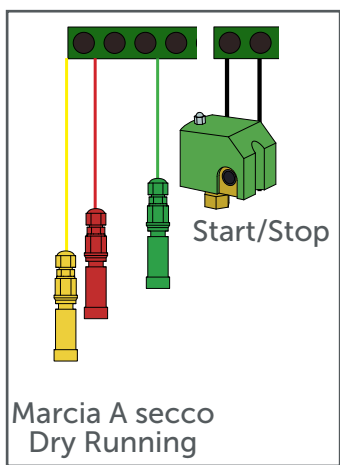
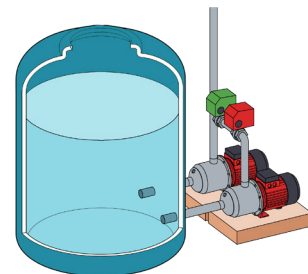


AUTOCLAVE BOOSTER

1 PUMP



2 PUMPS



RIEMPIMENTO FILLING

1 PUMP

